



## Control system SIRE

Most of our air curtains are prepared for the intelligent SIRE control system, which automatically manages the air curtain operations. The air curtain adapts itself to the present conditions in the entry. By sensing how often the door opens/closes, outdoor temperature, indoor temperature or even the return water temperature, the air curtain will give you the most effective protection with the highest energy efficiency.



### Install and forget

With SIRE control system, the air curtain will always perform at its best. You'll never have to think about switching it on or off. It even adapts to the season outside, and with calendar function the air curtain automatically runs during the hours it is needed.



### Intelligent

Automatically adapts to your entrance

The air curtain automatically adapts to your entrance conditions. Depending on how often the door is opened/closed, or if it is left open continually, the integrated SIRE controls the air curtain operation so that optimal comfort and energy efficiency is achieved.



### Proactive

Anticipates for quicker reactions

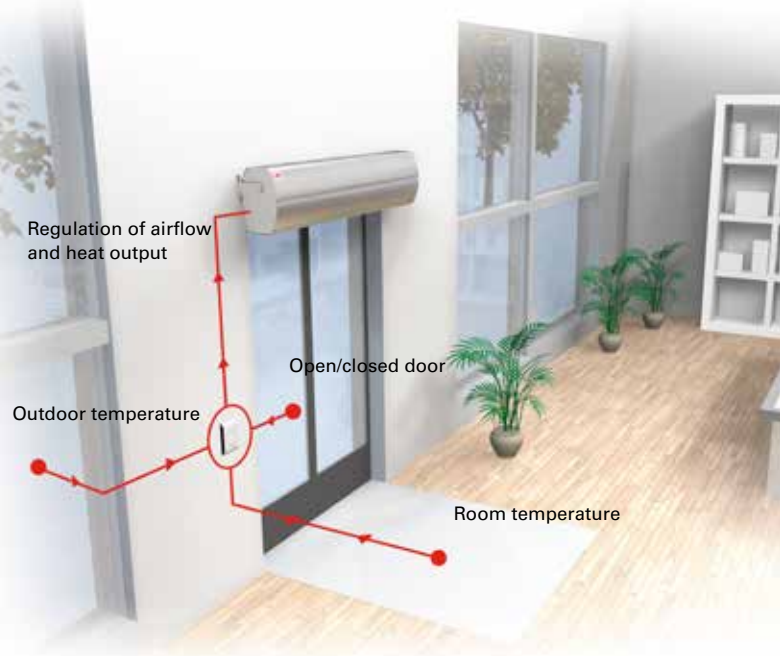
By measuring the outdoor temperature, the air curtain is always a step ahead. The integrated regulation ensures that the air curtain is prepared for changes in the outdoor temperature. For example, when a warm spring day turns into a chilly evening. The air speed is adjusted depending on the outdoor temperature change and stops the chill before it penetrates the premises.



### Adaptive

Expert on your entrance

SIRE has the capacity to learn precisely what happens at your entrance. The air curtain adapts so that it is always ready to operate fully as soon as the door is opened. It also considers the acoustic comfort by ensuring that the air curtain does not switch between high and low speeds too often.



### Eco mode

Save money and the environment at the same time

With SIRE intelligent regulation integrated in your air curtain, you get comfort in your entrance without wasting energy. If you want to increase the energy efficiency further, set SIRE in Eco mode. The air curtain then uses as little energy as possible without compromising too much on comfort. Energy savings of up to 35 percent are possible.



SRe Basic      SRe Competent      SRe Advanced

SRe is an intelligent and well designed low voltage control system which can be customised for each unique application and environment. The PC board SRe is built into the air curtain on delivery and is equipped with modular connectors for easy connection of external components. The AR200 air curtain requires an external PC board, ordered separately, see product chapter AR200. SRe is supplied pre-programmed and is very easy to install and use.

SRe can control up to nine units. If more than one air curtain should be controlled by a single SRe, an additional modular cable SReCC RJ12 (6p/6c) per unit is needed. Cables between units can easily be joined together by using joint piece SReCJ6.

There are three different levels with different functionality to choose from, Basic, Competent or Advanced.

| Type          | Description                  |
|---------------|------------------------------|
| <b>SReBN</b>  | Control system SRe Basic     |
| <b>SReACY</b> | Control system SRe Competent |
| <b>SReAAY</b> | Control system SRe Advanced  |

## BMS solutions

Endless possibilities



With our intelligent SRe control system, the possibilities to control your air curtains via BMS are endless. You can either choose to control your air curtain by 0-10 V signals and potential free contacts (controlling on/off, fan speed, heating and alarm) or completely control all functions and receive indications from your air curtain via Modbus RTU (two threaded) BUS communication.

## Calendar function

Presets as required



SRe has a calendar function for all the days of the week. The air curtain starts in the morning to ensure that it's always working to create a comfortable climate and save energy. Preset default setting may easily be adjusted by the user.

## Simple installation

"Plug and play"

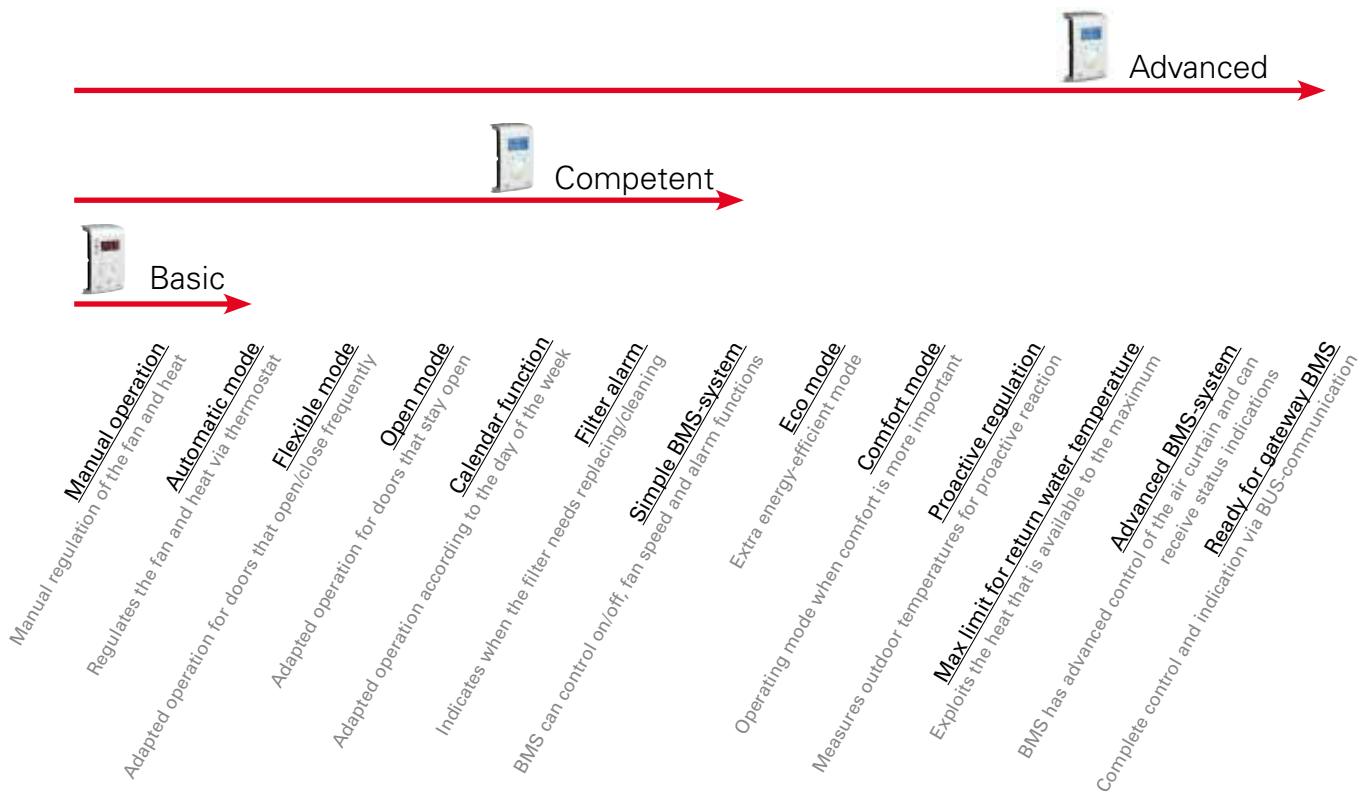


An air curtain with integrated SRe control system is easy to install. The different components are supplied together and are easy to assemble. The system self-checks that everything is correct and that it functions. Thanks to the preset default settings it is easy to start air curtain operation as soon as the system is in place.

SRe can be set to 18 languages, divided into two product versions.

- SRe<sup>xxx</sup>Y communicates in Swedish, Norwegian, English, German, French, Spanish, Dutch, Italian, Danish and Finnish.
- SRe<sup>xxx</sup>Z communicates in Russian, Ukrainian, Polish, Czech, Slovak, Romanian, Hungarian, Turkish, Portuguese and English.

# Control system SIRE



The SIRE control system is available in three different versions with different functionalities; Basic, Competent and Advanced.

SIRE Basic gives simple control at a low cost. SIRE Competent and SIRE Advanced anticipate and learn the needs of the entrance they are installed in (e.g. opening frequency and outdoor temperatures). It has calendar function and selectable switch off at set temperatures for up to nine units. Because the fan speed is adapted, the sound level is optimized and is never higher than is necessary for comfort. With SIRE Advanced it is possible to choose between Eco and Comfort mode dependent on whether energy savings or optimal comfort has been prioritised. The return water temperature can be limited, thus ensuring that the available heat is exploited to the maximum.

## Functions SIREBN Basic

- Manual regulation of the fan and temperature
- Automatic control of fan speed and temperature with integrated thermostat.

## Functions SIREACY Competent

- All functions for Basic
- Calendar function
- Filter alarm
- Simple BMS control - on/off, fan speed and alarm functions
- Flexible mode - for doors that open and close frequently
- Open mode - for doors that stay open

## Functions SIREAAY Advanced

- All functions for Competent
- Eco mode - extra energy-efficient mode
- Comfort mode - when comfort is important
- Advanced BMS control
- Max limit of return water temperature.
- Proactive regulation – measures outdoor temperatures for proactive reaction.



Included in SReAAY Advanced:

- SReUA1Y, control unit with built in room temperature sensor. Wall unit cover included.
- SReA1XN, PC board HUB Advanced
- SReOTX, outdoor temperature sensor
- SReDC, door contact
- SReCC, modular cables, RJ12 (6p/6c), 3 m resp. 5 m

Accessories

- SReRTX, external room temperature sensor, RJ11 (4p/4c), 10 m
- SReUR, kit for recessed installation
- SReWTA, return water sensor, RJ11 (4p/4c), 3 m
- SReCC, modular cable, RJ12 (6p/6c), 5, 10, 15, 40 m
- VLP, pressure independent and modulating valve system

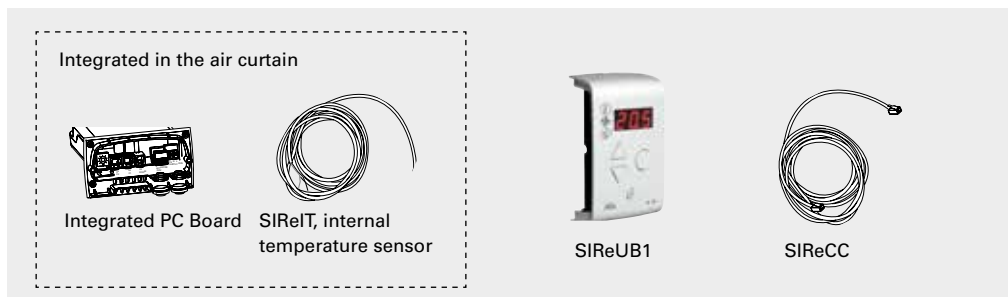


Included in SReACY Competent:

- SReUA1Y, control unit with built in room temperature sensor. Wall unit cover included.
- SReC1XN, PC board HUB Competent
- SReDC, door contact
- SReCC, modular cables, RJ12 (6p/6c), 3 m resp. 5 m

Accessories

- SReRTX, external room temperature sensor, RJ11 (4p/4c), 10 m
- SReUR, kit for recessed installation
- SReCC, modular cable, RJ12 (6p/6c), 5, 10, 15, 40 m
- VLSP, pressure independent valve system on/off



Included in SReBN Basic:

- SReUB1, control unit with built in room temperature sensor. Wall unit cover included.
- SReCC, modular cable, RJ12 (6p/6c), 5 m

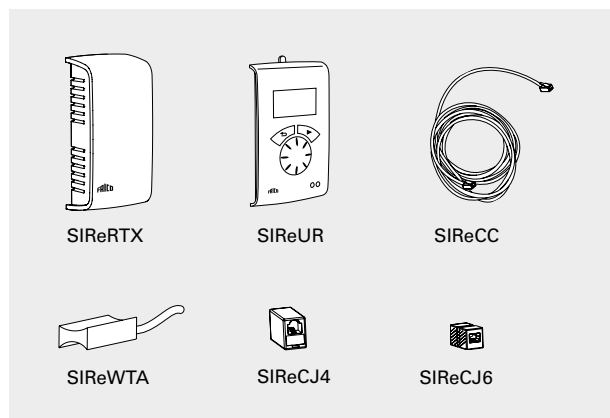
Accessories

- SReRTX, external room temperature sensor, RJ11 (4p/4c), 10 m
- SReCC, modular cable, RJ12 (6p/6c), 5, 10, 15, 40 m
- VLSP, pressure independent valve system on/off

|                |      |
|----------------|------|
| <b>SReUA1Y</b> | IP30 |
| <b>SReUB1</b>  | IP30 |
| <b>SReA1XN</b> | IP10 |
| <b>SReC1XN</b> | IP10 |
| <b>SReOTX</b>  | IP65 |
| <b>SReIT</b>   | IP65 |
| <b>SReRTX</b>  | IP30 |
| <b>SReUR</b>   | IP30 |
| <b>SReWTA</b>  | IP65 |

The AR200 air curtain requires an external PC board, ordered separately, see product chapter AR200.

## Control system SRe



### SRe control system - options

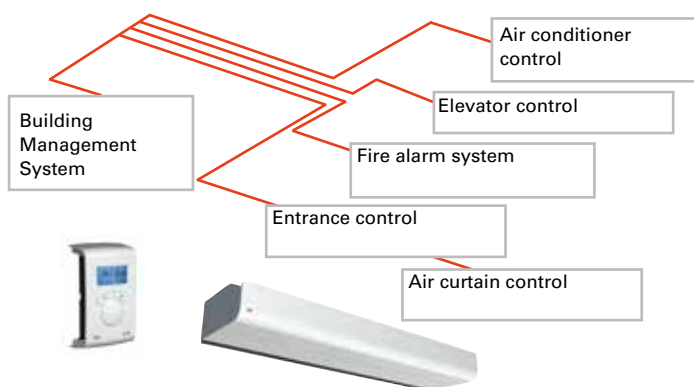
**SIReRTX**, external room temperature sensor  
Used to obtain a better measuring point in the premises when the control unit is located so that the internal room temperature sensor does not show a relevant value. 10 m. cable with modular connector RJ11 (4p/4c).

**SIReUR**, kit for recessed installation  
Kit for installing SIReUA1 recessed in a wall. Only protrudes 11 mm from the wall.

**SIReWTA**, return water sensor  
Clamp-on sensor for return water temperature control. 3 m. cable with modular connector RJ11 (4p/4c). Should be mounted on the return pipe on the heating coil.

**SIReCJ4/SIReCJ6**, joint piece  
Used to join two RJ11 (4p/4c) respectively RJ12 (6p/6c).

**SIReCC**, modular cables  
Modular cables RJ11 (4p/4c) and RJ12 (6p/6c). Available in lengths of 3, 5, 10 and 15 m (RJ12 also in 40 m).



Integration of Frico air curtains in an overall control system (BMS)

#### BMS-control - level 1

With SIRe Competent the air curtains can be integrated in an overall control system (BMS). The air curtain can be started/stopped and the fan speed regulated via the BMS system. A potential free closing contact is required for starting/stopping. A 0-10V control signal is required to control the fan speed. Input for alarm and night reduction via external potential free contact. Potential free contact for buzzer.

#### BMS-control - level 2

With SIRe Advanced the air curtains can be integrated in an overall control system (BMS). The air curtain can be started/stopped, the fan speed and heating regulated smoothly via the BMS system. A potential free closing contact is required for starting/stopping. A 0-10V control signal is required to control the fan speed and heating. Input for alarm and night reduction via external potential free contact. Potential free contact for buzzer and operation indication.

#### BMS-control - level 3

With SIRe Advanced it is also possible to communicate via Modbus RTU (RS485). Contact Frico for more information.

| Type             | Description                            |
|------------------|--|
| <b>SIReRTX</b>   | External room temperature sensor, IP30 |
| <b>SIReUR</b>    | Kit for recessed installation, IP30    |
| <b>SIReWTA</b>   | Return water sensor, IP65              |
| <b>SIReCJ4</b>   | Used to join two RJ11(4/4)             |
| <b>SIReCJ6</b>   | Used to join two RJ12(6/6)             |
| <b>SIReCC603</b> | Modular cable RJ12(6/6) 3 m            |
| <b>SIReCC605</b> | Modular cable RJ12(6/6) 5 m            |
| <b>SIReCC610</b> | Modular cable RJ12(6/6) 10 m           |
| <b>SIReCC615</b> | Modular cable RJ12(6/6) 15 m           |
| <b>SIReCC640</b> | Modular cable RJ12(6/6) 40 m           |
| <b>SIReCC403</b> | Modular cable RJ11(4/4) 3 m            |
| <b>SIReCC405</b> | Modular cable RJ11(4/4) 5 m            |
| <b>SIReCC410</b> | Modular cable RJ11(4/4) 10 m           |
| <b>SIReCC415</b> | Modular cable RJ11(4/4) 15 m           |